

Public space



ŠKODA AUTO Nadační fond

Quantitative research in the Mladá Boleslav Region
Representative sample (weighted), 460 respondents
Data collection: November, 2020 – February, 2021



ŠKODA AUTO Vysoká škola

· B·E·H·A·V·I·O

Public space is seen as being slightly improved.

Satisfaction



43% of people are satisfied with public space in their region. 30% are dissatisfied - it's less than in the previous wave. Moreover, 40% think that the situation is better today than last year.

Positive drivers of satisfaction



Satisfaction is strengthened mainly by the municipalities' development efforts. Also, the perception of their municipality as a "pleasant place" strengthens it.

Negative drivers



Lack of green space in their municipality decreases satisfaction: this is the topic to work on. Some people are in need of children playgrounds and places to relax. However, these issues do not worsen satisfaction.

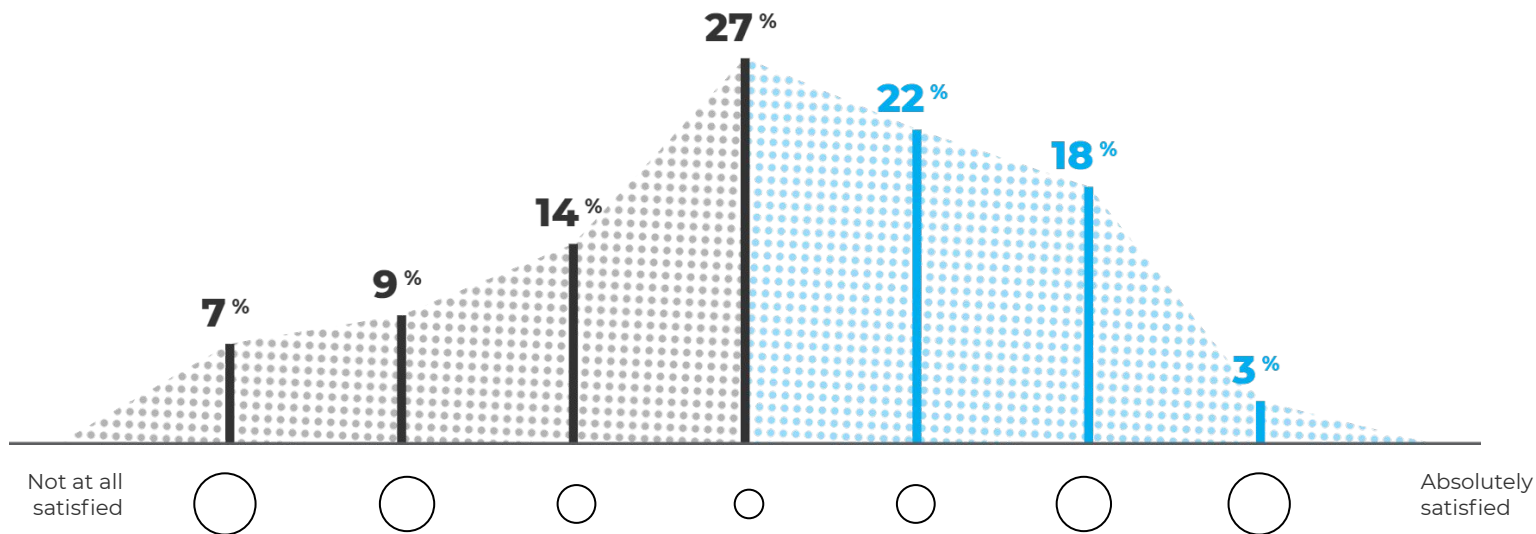


1 | Satisfaction with public space



33% are satisfied with public space in their region.

There is certainly room for improvement since 30% are dissatisfied. However, it is better than in 2019 when 38% were dissatisfied.



45% think public space has improved over the past year.

Compared to last year's situation of public space:

It is better today



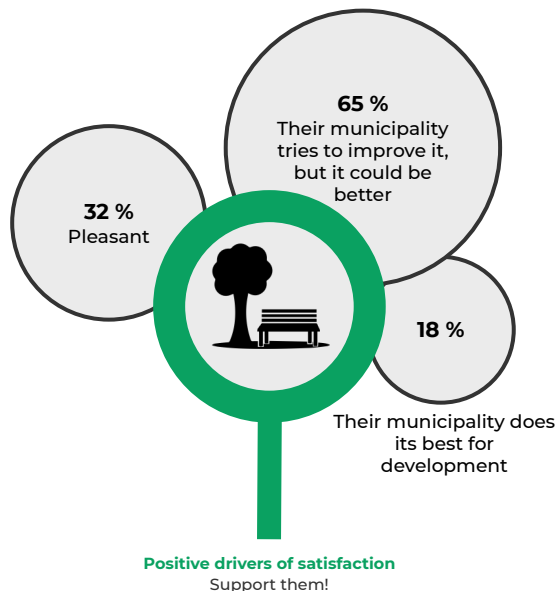
It is the same



It is worse




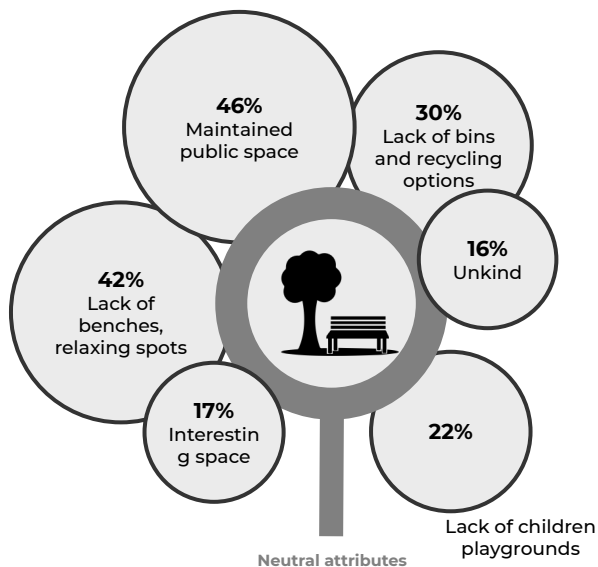
Satisfaction is mainly caused by the municipalities' improvement efforts.



The **model shows, which issues influence the satisfaction** with public space - in other words, people who have those attitudes are more satisfied than the ones who do not have those attitudes. For example, people who think that municipality works on the development of the space are more satisfied than the others. This makes the attribute a driver that should be supported.



Satisfaction decreases due to lack of green space in their municipality.



People who think their municipality lacks greenery (or is empty or dirty) are **less satisfied** with public space. When you solve these issues, the satisfaction will increase.



Positive drivers: People view public space just as pleasant as in the previous wave.

Pleasant

2020



32 %

2019



30 %



People see the possibilities for improvement in their municipalities' efforts. 18% think they do their best.

On the contrary, 16% of people think they do too little.

In your village or your city:

They do their best to improve the public space

18 %

They try but it could be better

66 %

They do too little

16 %



Spontaneously, people appreciate mainly improvements in greenery and infrastructure.

What has improved in their municipality since last year?

SQUARE IN MNICHOVO
HRADIŠTĚ

CONTAINERS FOR WASTE
SORTING

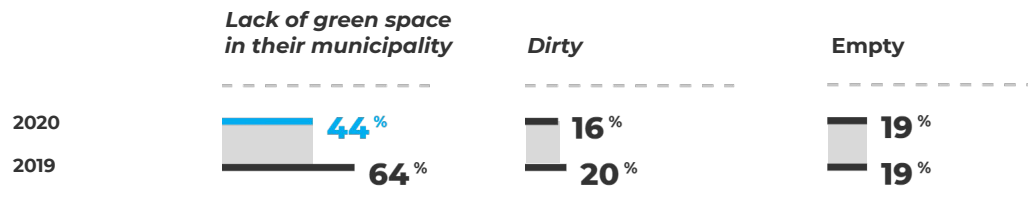
GREENERY

INFRASTRUCTURE

PARKING HOUSE



Negative drivers: The feeling of lack of green space is lower than in 2019.



However, when asked for suggestions, greenery is still the most wanted improvement.

What would they improve if they could?

“More greenery.”

“More parking places.”

“Repair road and pavements.”

“Trails for safe walks with children.”

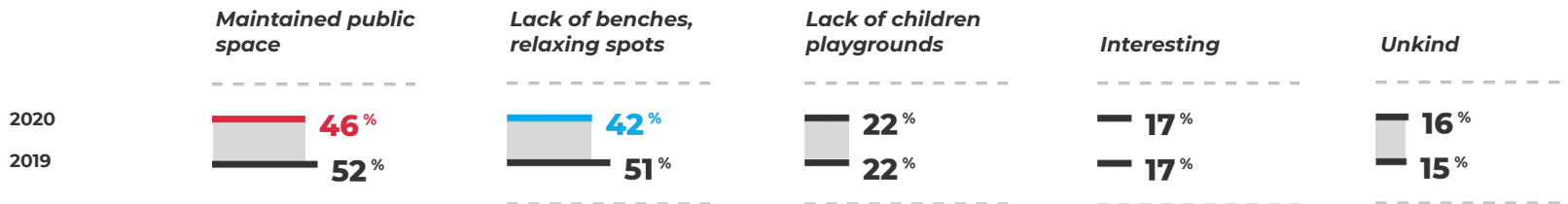
“Playground for children.”

“Better street cleaning.”



Neutral drivers: Public space is considered less maintained than in 2019.

On the contrary, there is a lower lack of places to relax.



2

Places to be most and
least proud of



They are most proud of the Forest park Štěpánka and the Old Town.

What part of the municipality will they take a friend to?

ČESKÝ RÁJ
MICHALOVICKÁ PUTNA OLD TOWN
FOREST PARK ŠTĚPÁNKA
RADOUČ
ŠKODA AUTO'S MUZEUM DRÁBSKÉ SVĚTNIČKY



**On the contrary, people are
ashamed of surroundings of
Kaufland.**

They also mention the main station and the bus stations.

Which places will you discourage your friends from?

MAIN STATION

HOUSING ESTATE

**SURROUNDINGS
OF KAUFLAND**

BUS STATION



Public space has improved. Greatest enhancement may be done in terms of local greenery.

People are rather satisfied with public space in their region.

43% of people are satisfied with social space in the Mladá Boleslav region. 40% of people currently rate the situation better than last year. Compared to the previous wave, level of dissatisfaction decreased; however, 30% are still dissatisfied.

Satisfaction with public space has improved mainly due to the municipality's effort to make it more pleasant. On the contrary, lack of green space in their municipality and dirty places decrease satisfaction. **Greenery** is better than in 2019, but it is still one of the spontaneously mentioned suggestions for improvement.

People lack bins and recycling options (e.g. containers for waste sorting) and places where one can relax. The situation regarding benches and relaxing spots has improved since the last wave.





It was a pleasure.



ŠKODA AUTO Vysoká škola

· B·E·H·A·V·I·O

Eva Jaderná

730 803 161 | eva.jaderna@savs.cz

Lenka Chudomelová

731 228 449 | lenka.chudomelova@behaviorlabs.com